


Garfield Park Conservatory presents:



*Each kit has everything you need to make a craft and explore nature!*

Abiyoyo is Bantu Lullaby based on a South African tale about a monster named "Abiyoyo" who steals away misbehaving children. "Abiyoyo" is sung over and over to neutralize the monster so he can be dispensed with. This lullaby and folktale has later been adapted as a children's picture book that tells the story about a young boy and his father, who save the town that ostracized them from a hungry giant named Abiyoyo. The narration is weaved with themes on unity, courage and the transformation power of music!

In this kit, we'll give you a couple of materials to make your own magical wand! Who knows, maybe you'll be able to make Abiyoyo disappear too!

### **This kit includes:**

- A couple of colorful yarn
- 1 feather
- 1 pipe cleaner



### *Making a Magical Nature Wand!*





(Note: the instructions also have a step by step guide, or you can watch us make a wand)

1. The first thing you should do is go outside and find a stick! Explore around your neighbourhood or take a walk to your nearest park, look on the ground to find a fallen stick! It should be sturdy and not breakable!
  - If you find any other natural materials during your walk that you think would add nicely with your nature wand, take that with you too!
2. Now that you have your stick, take the materials out of your Nature Play Kit bag and let's begin!
3. Use the yarns given to wrap around the stick! Tie a knot first on either end of the stick so it can be held in place as it will be make it easier when you start wrapping it!
4. With the feather, you can place it however you want on your magical wand, whether it's wrap along when you are finishing up the yarn or using the pipe cleaner to keep it steady as well
5. Again, you can design your magical wand however you want! It's up to your own interpretation
6. Once you are all done, have fun with your magical Nature wand!



Post about your adventures and tag us at @gpconservatory! This work is supported by a grant from PNC Foundation for education with young children. We are grateful for their support of our programs at the Conservatory.

Garfield Park Conservatory presents:

 <h1>Nature Play Kit</h1>	 <p><i>Recycled Tulip art with toilet roll</i></p>	<p>GARFIELD PARK CONSERVATORY ALLIANCE </p> 
--	---	--

*Each kit has everything you need to make a craft and explore nature!*

**This kit includes:**

•

*Making a Tulip with recycled material!*

(Note:the instructions also have a step by step guide, or you can watch us make a wand)

1.



Post about your adventures and tag us at @gpconservatory! This work is supported by a grant from PNC Foundation for education with young children. We are grateful for their support of our programs at the Conservatory.